


Instruction on Registration Procedure of Chinese Tests

1、Select the language to use



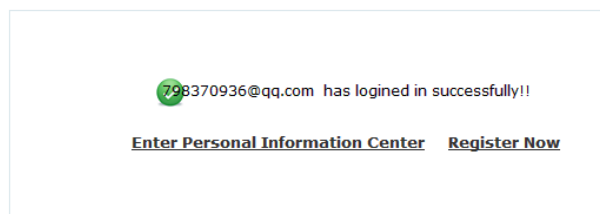
2、Login official website(www.chinesetest.cn) .login to register



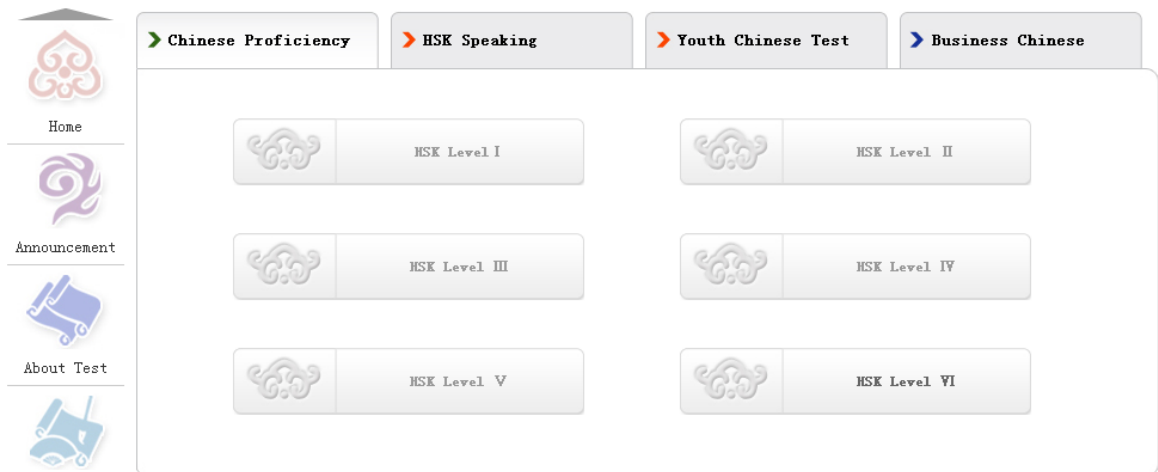
* For registered users, please verify the email address first according to the prompts on the website when log in.

For new user registration, please input the VALID email address correctly to receive the verification email.

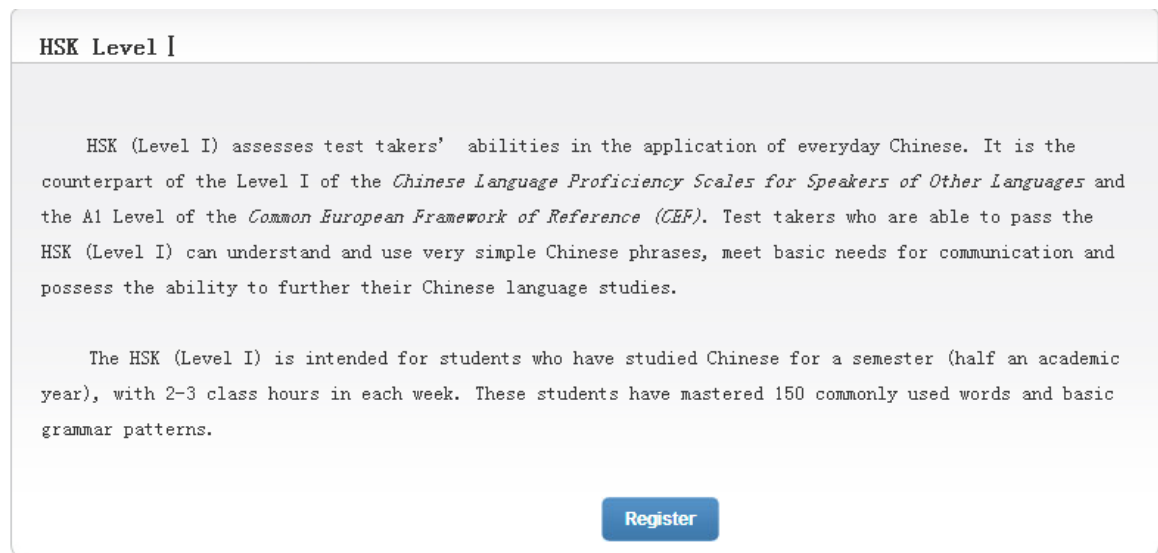
3、login successful, click“Register Now”. Enter to the registration page.



4、select test level



5、click “Register Now”



6、select test center、test date and related informations

HSK Level--Registration--Test Center Choosing

Tips: Please use IE browser (above Version 6.0) or Firefox browser. Other browsers are not supported temporarily.

Continent :	<input type="text" value="--Please Select--"/>	* Please select the continenet with the most convenient test site for you. ⓘ Please select continent.
Country/Region :	<input type="text" value="--Please Select--"/>	* Please select the country/area with the most convenient test site for you ⓘ No countries/regions matching your search were found; please change your requirement and try again.
Test format :	<input checked="" type="radio"/> Paper-based Test <input type="radio"/> Internet-based Test	* Please select test format
Test Center :	<input type="text" value="--Please Select--"/>	* Please select your desired test location ⓘ Please select test center.
Test Date :	<input type="text" value="--Please Select--"/>	* Test time to participate in the test ⓘ Please select test date.
<input checked="" type="checkbox"/> I have read and agreed to the Instructions		*

Submit

Reset

7、fill in personal information

HSK Level I --Registration--Test Taker Information

Tips: Please use IE browser (above Version 6.0) or Firefox browser. Other browsers are not supported temporarily.

User Name :	798370936@qq.com	
Name :	<input type="text"/>	* Please input the surname and firstname on your valid certificate ❗Please enter name as on your certificate
Chinese Name :	<input type="text"/>	Please input your correct Chinese name
Gender :	female ▼	* Click "Browse" to select
Birthday :	<input type="text"/>	* Click "Input Box" to enter your birth date ❗Birthday format error!
Nationality :	--Please Select-- ▼	* Enter your nationality ❗Please select nationality
Mother Tongue :	--Please Select-- ▼	* Enter your first language, i.e.mother language ❗Please select mother tongue
ID Type :	Passport ▼	* Select your valid certificate with a number of 3-38 characters.
ID Card Number :	<input type="text"/>	* Valid certificate number of your selected ID type ❗Select your valid certificate with a number of 3-38 characters.
Telephone Number :	<input type="text"/>	* Enter your available telephone number ❗Please enter telephone number with 6-20 digits!
您是 :	<input type="radio"/> Student <input type="radio"/> In-service professionals <input type="radio"/> Others (Freelance)	
How long have you been learning Chinese :	Below 6 months ▼	* Please Select
Address :	<input style="width: 100%; height: 40px;" type="text"/>	Enter your address
Notes :	<input style="width: 100%; height: 40px;" type="text"/>	Limited to 0-50 characters or Chinese characters, including symbols!

Previous

Next Step

8、Upload personal picture


Tips: Please use IE browser (above Version 6.0) or Firefox browser. Other browsers are not supported temporarily.

Name : 000000000000

Option One

未选择任何文件

Preview :



Related Notes


- ◇ Photo Requirements: no changes to photos are permitted if uploaded .
- ◇ Photo Requirements: recent bareheaded, full-face, white-color background, two-inch certificate photo, instead of landscape photos or photos of everyday life.
- ◇ Photo Formats: JPG.
- ◇ Photo Standards: 180 pixels * 240 pixels
- ◇ File Size: less than 100K
- ◇ For test takers that cannot upload their electronic photos on the registration website, they can use removable storage devices (U disk, mobile hard disk, etc.) to take it to the Test Site, and ask for help from Test Site staffs
- ◇ Test takers who register to take Chinese language tests at test centers in mainland China shall upload their electronic photos. Those who fail to upload the photos or whose photos fail to meet the criteria will not be allowed to enter the examination room to take the tests

[Previous](#)

[Next Step](#)

9、Confirmation of personal information and then submitted

Tips: Please use IE browser (above Version 6.0) or Firefox browser. Other browsers are not supported temporarily.

User Name	798370936@qq.com	Photo
Name	000000000000	
Chinese Name	0000000000	
Gender	Female	
Birthday	2001-07-02	
Telephone Number	000000000000	
Address		
Nationality	AFGHANISTAN	
Mother Tongue	Amharic	
ID Type	Passport	
ID Card Number	000000000000	
How long have you been learning Chinese :	Below 6 months	
您是 :	Others (Freelance)	
Test Type	HSK一级	
Test Date	2015-03-28	
Name of test sites	中国人民大学	
Test Location		

[Previous](#) [Confirm and](#)

10、Pay the price online, please pay before deadline of register or failure

Successfully pre-registered, with a test confirmation letter sent to your email box

1. Please complete the online payment directly on this page, or log on this website before **2015-03-04** and pay online through the Test Record Information at the Personal Information Center. If no test fee is received by the Center after the deadline, your test reservation will be automatically cancelled. Once you've successfully paid the fee, the test cannot be cancelled.

2. Please carefully check to ensure your information is true and correct. If any information is found incorrect and the test fee has not been paid yet, please log into the Personal Information Center to update your personal information; if the fee has been paid, please contact the test center to confirm your registration information.

3. The website is expected to be available for printing your Admission Ticket from **2015-03-18**.

4. On the test day, you must bring with you the admission ticket and your valid ID document (as used for registration with photograph) to sit the test. Photocopies of the ID document will be invalid. Test takers fail to present the admission ticket and other documents required will not be allowed to sit the test or have any refund.

[Pay Online](#)

[Enter Personal Information Center](#) [Return to Home](#)

11、Online payment in China

(1) Examinees who register in China could pay the price online according to the following steps.

1) Confirm the price and select Payment Method.



请核对您的付款信息及考试类型:

考生类型(Type)	姓名(Name)	科目(Level)	考试日期(Date)	考点(Test Center)	金额(Sum)
普通	Test	HSK二级	2018-01-20 09:00	北京语言大学 (烤鸭)	250 RMB
合计(Total):					250 RMB



注意：支付成功后，将不提供退款服务。
Note: No refund will be provided when test fee is paid.

2) select bank which pay (example of Unionpay' s Payment process)

订单基本信息	银行选择
商户ID: 808080201301738 商户名称: 汉考国际教育科技(北京)有限公司B2C 商户订单号: 0000000007712857 订单金额: 0.10元 平台订单流水: 1308261210519725 订单描述: 考点单个支付	国有银行 中国工商银行 中国农业银行 中国建设银行 中国银行 全国性商业银行 招商银行 上海浦东发展银行 中国民生银行 兴业银行 中国光大银行 广发银行/CGB 深圳发展银行 交通银行 中信银行 渤海银行 浙商银行 中国邮政储蓄银行 华夏银行 地方性商业银行 广西北部湾银行 河北银行 大连银行 广州银行 江苏银行 珠海市农村信用合作 温州银行 汉口银行 顺德信用联社 齐鲁银行 青岛银行 温州市商业银行 长沙市商业银行 宁波银行 富滇银行 海南省农信社 东莞银行 日照银行 福建农村商业银行 威海市商业银行 乌鲁木齐商业银行 泰安市商业银行 上饶银行 宁夏银行 东营市商业银行 三门峡市商业银行 北京银行 宜昌市商业银行 齐商银行 九江银行 徽商银行 苏州银行 张家港农村商业银行 厦门银行 上海农商银行 重庆农村商业银行 成都农商银行 上海银行 湖南农信社 南海农商银行 其它银行

(Or example of payment with QR code, which means payment through Wechat)

支付提示



二维码支持: 

 支付完成前, 请不要关闭此支付验证窗口。
 支付完成后, 请点击确认您的支付情况。

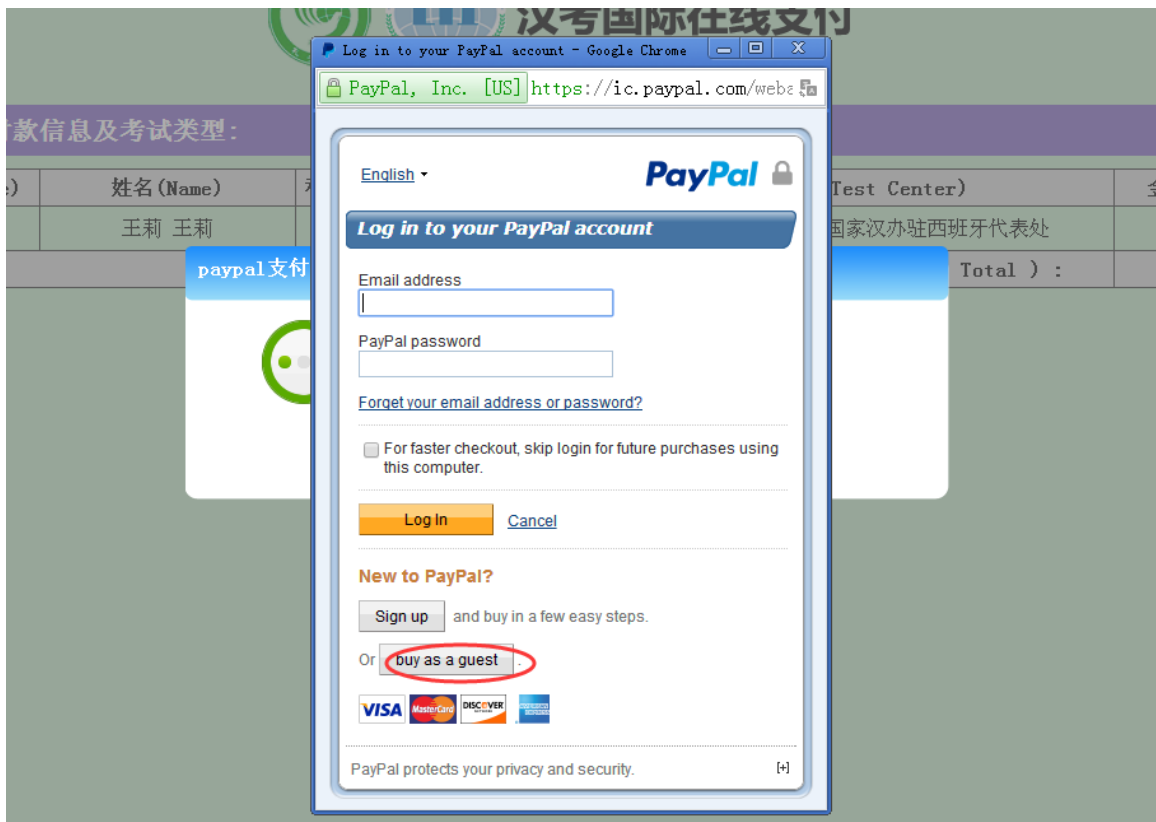
支付完成

3) Transaction succeed, and the registration is complete.

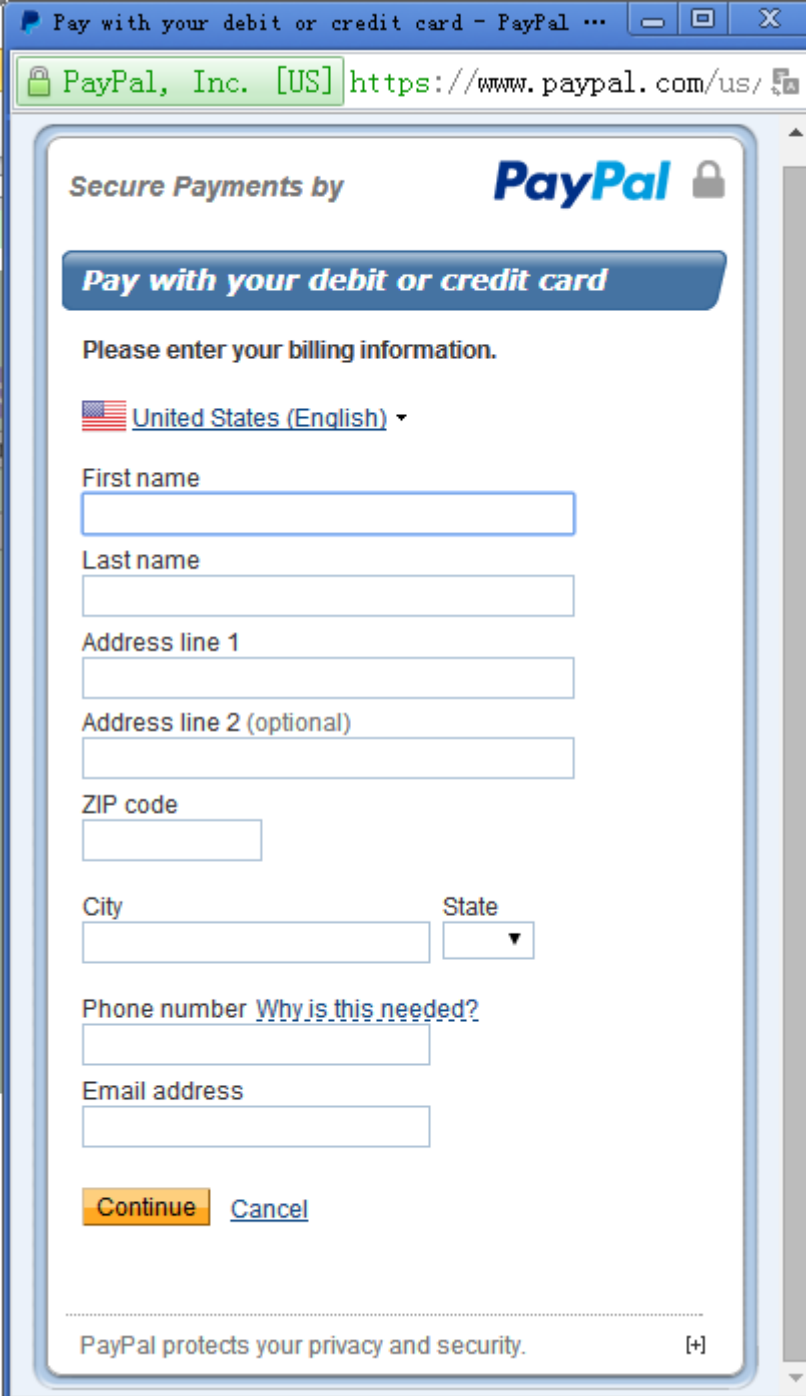


(2) Examinees who register not in China could pay the price online according to the following steps.

1) Make sure price and select Payment Method



2) Fill in personal information



The image shows a screenshot of a web browser window displaying the PayPal billing information form. The browser's address bar shows the URL "https://www.paypal.com/us/". The page title is "Pay with your debit or credit card - PayPal". The form is titled "Secure Payments by PayPal" and includes a sub-header "Pay with your debit or credit card". The instructions read "Please enter your billing information." Below this, there is a dropdown menu for the country, currently set to "United States (English)". The form contains several input fields: "First name", "Last name", "Address line 1", "Address line 2 (optional)", "ZIP code", "City", "State" (a dropdown menu), "Phone number" (with a link "Why is this needed?"), and "Email address". At the bottom of the form, there are two buttons: "Continue" (highlighted in orange) and "Cancel" (a blue link). A footer at the bottom of the form states "PayPal protects your privacy and security." with a small icon to the right.


Pay with your debit or credit card - PayPal ...

PayPal, Inc. [US] https://www.paypal.com/us/

Secure Payments by **PayPal**

Pay with your debit or credit card

Please enter your billing information.

 [United States \(English\)](#) ▾

First name

Last name

Address line 1

Address line 2 (optional)

ZIP code

City State

Phone number [Why is this needed?](#)

Email address

[Cancel](#)

PayPal protects your privacy and security. [\[+\]](#)

3) After payment successful, please click the complete of pay.

paypal 支付提示



支付完成前，请不要关闭此支付验证窗口。
支付完成后，请点击确认您的支付情况。

支付完成

4) Transaction success, complete the registration.

支付状态	成功
考点名称	孔子学院总部/国家汉办驻西班牙代表处
支付订单	H12015020500002
支付网关	PayPal
支付金额	1.00 欧元

关闭